

Identification Systems

## ShrinkTrak, TagPrint PRO 2.0 and TT420

Cost effective, easy to use printing solution

**HellermannTyton**

## ShrinkTrak, TagPrint PRO 2.0 and TT420

Save time and improve marker quality with HellermannTyton's printing system. The integration of market leading software, cost-effective quality printers, and a reduction in installed costs, gives users a winning combination.


**TagPrint PRO** label creation and printing software is powerful, multi-functional and extremely easy to use. Used to provide solutions for industrial identification, TagPrint PRO speeds production and offers many options for a wide variety of labelling requirements. Character height adjustment is possible – an ideal tool for reducing text distortion upon recovery of ShrinkTrak markers.



HellermannTyton's **TT420 printer** is a thermal transfer printer designed for use with both thermal transfer labels and ShrinkTrak heat shrinkable markers. The 203 dpi resolution ensures consistent and fast print speeds with all consumables.



**ShrinkTrak's** efficient and high performance design lowers costs and installation time. ShrinkTrak's ribbon saving feature ensures that print job costs are kept to a minimum by minimising ribbon usage and increasing marker output. The marker's carrier strip also reduces installation time by simplifying the steps needed to apply markers. Simply split the side of the liner to expose the marker opening, insert the wire, and lift.



**HellermannTyton offer identification systems to maximize marker quality and consistency.**

All parts of the system are designed to work smoothly together to achieve excellent quality and reliability. ShrinkTrak heat shrinkable markers are designed for use with all thermal transfer printers and software supplied by HellermannTyton.

## ShrinkTrak Heat Shrinkable Markers

### Features and Benefits

HellermannTyton's ShrinkTrak 3:1 ratio heat shrinkable markers make it easy to identify wire and cable. The ladder-style function has been designed to enhance the user's ability to pick markers off the carrier. The side slits have been specifically designed to ensure that the wire entry gap is as large as possible whilst remaining on the carrier strip. This enables the user to quickly insert wire and cable into the marker.

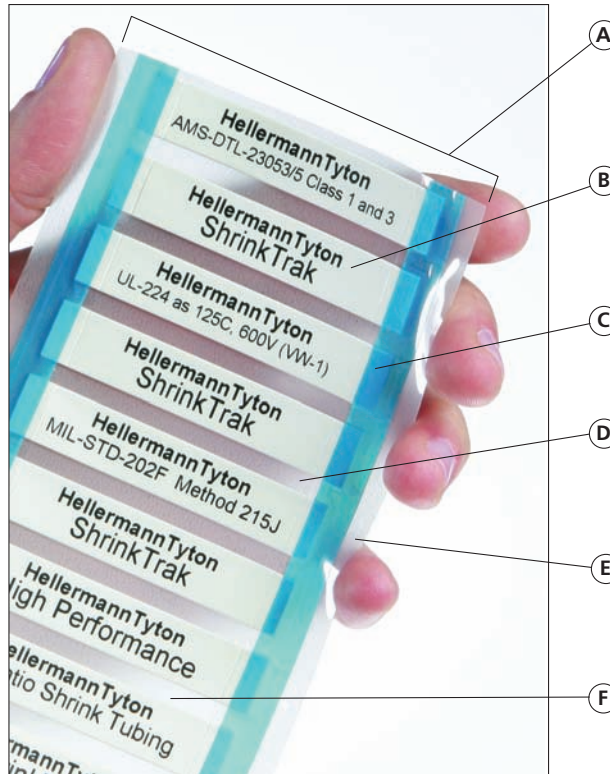
For a complete labelling solution, ShrinkTrak can be printed using HellermannTyton's TagPrint Pro professional label creation software, thermal transfer printers and ribbons to create a permanent and solvent resistant print when shrunk and applied.

### Versatile

- Flexible, flame retardant, heat shrinkable polyolefin material is used to manufacture these easy to use markers
- 3:1 shrink ratio enables a wide range of wire sizes to be covered
- Standard colours - yellow, white and black
- Larger pack options result in less box changes

### High Performance Design

- Centre slit and multiple slit versions reduce or eliminate hand cutting
- Non-slip liner ensures trouble free performance through thermal printers
- Use HellermannTyton's Durattach ribbon system for the highest print performance on the market



ShrinkTrak ladderstyle markers with side slits for easy application.

### Marker Production

- Use the supplied box to conveniently store and dispense markers
- Optional 'Caddy' enables users to take out the marker reel from the box and mount behind the printer, this also gives the user the ability to easily see the remaining marker stock

- A.** Standard width to fit almost all thermal transfer printers
- B.** Smooth, flat surface ensures consistent printing
- C.** Side slit for easy insertion and removal from liner
- D.** Reduced spacing between markers for more efficient use of ribbon material
- E.** Pin-feed system not required
- F.** Markers firmly secured on anti-static liner to reduce static build-up in printers

## Ease of use - Step by Step Guide



**Step 1**  
Print with thermal transfer printer



**Step 2**  
Bend liner at side slit



**Step 3**  
Insert wire into marker



**Step 4**  
Pull marker away from the liner



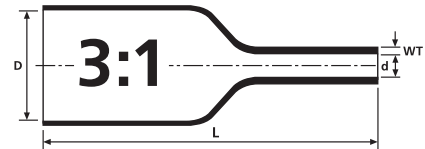
**ShrinkTrak Applied!**

**ShrinkTrak Heat Shrinkable Markers**

Type	Supplied Ø D	Recov. Ø d	Wall (WT)
HST 3-1	3.0	1.0	0.6
HST 4.8-1.6	4.8	1.6	0.65
HST 6-2	6.0	2.0	0.7
HST 9-3	9.0	3.0	0.8
HST 12-4	12.0	4.0	0.85
HST 18-6	18.0	6.0	1.0
HST 24-8	24.0	8.0	1.2

All Dimensions in mm. Subject to technical changes.

Material Data	
Material	<b>Polyolefin, Cross-linked (POX)</b>
Colour	<b>Black (BK), Yellow (YE), White (WH)</b>
Shrink Ratio	<b>3:1</b>
Minimum Shrink Temperature	<b>+90 °C</b>
Operating Temperature	<b>-55 °C to +135 °C</b>
Dielectric Strength	<b>19.7 kV/mm</b>
Specification	<b>AMS-DTL-23053/5 Class 1 and 3, SAE-AS81531, MIL-STD-202G Method 215K, UL</b>



**Recommended ribbons for printing on ShrinkTrak**

**Features and Benefits**

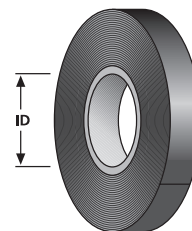
Using the correct mix of ribbon and material ensures you have the best possible print performance. The range of ribbons offered is designed to give maximum print clarity and performance where possible.

The highest standard of mark permanence and clarity is achieved when printing on white or yellow heatshrink using either TTDTHOUT 100MM or TTRC+ 100MM. Areas of known application is for mass transit, military, and medical markets. TTDTHOUT passes MIL-STD-202G (method 215J) on supplied and recovered markers, BS 4G 198-3 (type 11A), and Def. Stan. 59-97 Issue 3 Type 2a on recovered markers. TTRC+ passes MIL-STD-202G (method 215J), BS 4G 198-3 (type 11A), and Def. Stan. 59-97 Issue 3 Type 2a on recovered markers.

Those people requiring similar excellent print characteristics on black heatshrink can use TT822OUT8. The ribbon colour is silver grey and gives a good contrast to the black material. TT822OUT8 passes MIL-STD-202G (method 215J) on recovered markers.

Should you need the best contrast on a black heatshrink please use TTRW. TTRW passes MIL-STD-202G (method 215J) on recovered markers.

**ID: The standard inside core diameter is 25.4 mm.**



ShrinkTrak

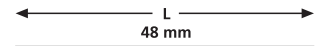
Article-No.	Type	Pack Cont.	Colour
556-00141	<b>TTDTHOUT 100MM</b>	300	Black (BK)
556-00103	<b>TTRC+ 100MM</b>	300	Black (BK)
556-00161	<b>TT822OUT8</b>	300	Silver Grey (GY)
556-00133	<b>TTRW 100MM</b>	300	White (WH)

All Dimensions in mm. Subject to technical changes.

Technical Table

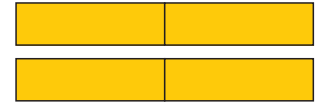
Article-No.	Type	Colour	Markers per row	Length (L)	Pack Cont.
HST 3-1 (3mm supplied, 1mm recovered)					
553-50001	HST3-1BK	Black (BK)	1	48	250
553-50179	HST3-1BK-S	Black (BK)	2	24	500
553-50180	HST3-1BK-2S	Black (BK)	3	16	750
553-50181	HST3-1BK-3S	Black (BK)	4	12	1000
553-50002	HST3-1WH	White (WH)	1	48	250
553-50003	HST3-1WH	White (WH)	1	48	1000
553-50078	HST3-1WH	White (WH)	1	48	2500
553-50004	HST3-1WH-S	White (WH)	2	24	500
553-50074	HST3-1WH-S	White (WH)	2	24	500
553-50067	HST3-1WH-S	White (WH)	2	24	5000
553-50070	HST3-1WH-2S	White (WH)	3	16	750
553-50075	HST3-1WH-2S	White (WH)	3	16	750
553-50063	HST3-1WH-3S	White (WH)	4	12	1000
553-50088	HST3-1WH-3S	White (WH)	4	12	4000
553-50005	HST3-1YE	Yellow (YE)	1	48	250
553-50006	HST3-1YE	Yellow (YE)	1	48	1000
553-50007	HST3-1YE-S	Yellow (YE)	2	24	500
553-50076	HST3-1YE-S	Yellow (YE)	2	24	2000
553-50071	HST3-1WH-2S	Yellow (YE)	3	16	750
553-50077	HST3-1YE-2S	Yellow (YE)	3	16	3000
HST 4.8-1.6 (4.8mm supplied, 1.6mm recovered)					
553-50008	HST4.8-1.6BK	Black (BK)	1	48	250
553-50182	HST4.8-1.6BK-S	Black (BK)	2	24	500
553-50183	HST4.8-1.6BK-2S	Black (BK)	3	16	750
553-50184	HST4.8-1.6BK-3S	Black (BK)	4	12	1000
553-50009	HST4.8-1.6WH	White (WH)	1	48	250
553-50010	HST4.8-1.6WH	White (WH)	1	48	1000
553-50177	HST4.8-1.6WH	White (WH)	1	48	3000
553-50079	HST4.8-1.6WH	White (WH)	1	48	5000
553-50011	HST4.8-1.6WH-S	White (WH)	2	24	500
553-50080	HST4.8-1.6WH-S	White (WH)	2	24	2000
553-50176	HST4.8-1.6WH-S	White (WH)	2	24	10000
553-50068	HST4.8-1.6WH-2S	White (WH)	3	16	750
553-50072	HST4.8-1.6WH-2S	White (WH)	3	16	750
553-50064	HST4.8-1.6WH-3S	White (WH)	4	12	1000
553-50081	HST4.8-1.6WH-3S	White (WH)	4	12	4000
553-50012	HST4.8-1.6YE	Yellow (YE)	1	48	250
553-50013	HST4.8-1.6YE	Yellow (YE)	1	48	1000
553-50014	HST4.8-1.6YE-S	Yellow (YE)	2	24	500
553-50069	HST4.8-1.6YE-2S	Yellow (YE)	3	16	750
553-50073	HST4.8-1.6YE-2S	Yellow (YE)	3	16	3000

All Dimensions in mm. Subject to technical changes.




1

1 marker per row



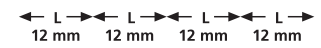
2

2 markers per row



3

3 markers per row



4

4 markers per row

Technical Table

Article-No.	Type	Colour	Markers per row	Length (L)	Pack Cont.
HST 6-2 (6mm supplied, 2mm recovered)					
553-50015	<b>HST6-2BK</b>	Black (BK)	1	48	250
553-50185	<b>HST6-2BK-S</b>	Black (BK)	2	24	500
553-50186	<b>HST6-2BK-2S</b>	Black (BK)	3	16	750
553-50178	<b>HST6-2BK-3S</b>	Black (BK)	4	12	1000
553-50016	<b>HST6-2WH</b>	White (WH)	1	48	250
553-50017	<b>HST6-2WH</b>	White (WH)	1	48	1000
553-50090	<b>HST6-2WH</b>	White (WH)	1	48	2500
553-50018	<b>HST6-2WH</b>	White (WH)	1	48	5000
553-50019	<b>HST6-2WH-S</b>	White (WH)	2	24	500
553-50084	<b>HST6-2WH-S</b>	White (WH)	2	24	2000
553-50082	<b>HST6-2WH-2S</b>	White (WH)	3	16	750
553-50065	<b>HST6-2WH-3S</b>	White (WH)	4	12	1000
553-50089	<b>HST6-2WH-3S</b>	White (WH)	4	12	4000
553-50020	<b>HST6-2YE</b>	Yellow (YE)	1	48	250
553-50021	<b>HST6-2YE</b>	Yellow (YE)	1	48	1000
553-50022	<b>HST6-2YE-S</b>	Yellow (YE)	2	24	500
553-50085	<b>HST6-2YE-S</b>	Yellow (YE)	2	24	2000
553-50083	<b>HST6-2YE-2S</b>	Yellow (YE)	3	16	750
HST 9-3 (9mm supplied, 3mm recovered)					
553-50023	<b>HST9-3BK</b>	Black (BK)	1	48	250
553-50187	<b>HST9-3BK-S</b>	Black (BK)	2	24	500
553-50188	<b>HST9-3BK-2S</b>	Black (BK)	3	16	750
553-50189	<b>HST9-3BK-3S</b>	Black (BK)	4	12	1000
553-50024	<b>HST9-3WH</b>	White (WH)	1	48	250
553-50192	<b>HST9-3WH</b>	White (WH)	1	48	1000
553-50025	<b>HST9-3WH-S</b>	White (WH)	2	24	500
553-50066	<b>HST9-3WH-3S</b>	White (WH)	4	12	1000
553-50026	<b>HST9-3YE</b>	Yellow (YE)	1	48	250
553-50027	<b>HST9-3YE-S</b>	Yellow (YE)	2	24	500
HST 12-4 (12mm supplied, 4mm recovered)					
553-50028	<b>HST12-4BK</b>	Black (BK)	1	48	250
553-50190	<b>HST12-4BK-2S</b>	Black (BK)	2	24	750
553-50191	<b>HST12-4BK-S</b>	Black (BK)	3	16	500
553-50029	<b>HST12-4WH</b>	White (WH)	1	48	250
553-50193	<b>HST12-4WH</b>	White (WH)	1	48	1000
553-50030	<b>HST12-4WH-S</b>	White (WH)	2	24	500
553-50086	<b>HST12-4WH-3S</b>	White (WH)	4	12	1000
553-50031	<b>HST12-4YE</b>	Yellow (YE)	1	48	250
553-50032	<b>HST12-4YE-S</b>	Yellow (YE)	2	24	500
553-50087	<b>HST12-4YE-3S</b>	Yellow (YE)	4	12	1000
HST 18-6 (18mm supplied, 6mm recovered)					
553-50033	<b>HST18-6BK</b>	Black (BK)	1	48	250
553-50034	<b>HST18-6WH</b>	White (WH)	1	48	250
553-50035	<b>HST-18-6WH-S</b>	White (WH)	2	24	500
553-50036	<b>HST-18-6YE</b>	Yellow (YE)	1	48	250
553-50037	<b>HST18-6YE-S</b>	Yellow (YE)	2	24	500
HST 24-8 (24mm supplied, 8mm recovered)					
553-50038	<b>HST24-8BK</b>	Black (BK)	1	48	250
553-50039	<b>HST24-8WH</b>	White (WH)	1	48	250
553-50040	<b>HST24-8WH-S</b>	White (WH)	2	24	500
553-50041	<b>HST24-8YE</b>	Yellow (YE)	1	48	250
553-50042	<b>HST24-8YE-S</b>	Yellow (YE)	2	24	500

All Dimensions in mm. Subject to technical changes.

## TT420 Printer

### Features and Benefits

The small size of the TT420 ensures little workspace is needed to generate print lists with HellermannTyton's range of adhesive labels and ladder style pre-cut 3:1 heat-shrink markers, ShrinkTrak.

The TT420 uses the standard range of HellermannTyton 300m ribbons for both heatshrink and adhesive labels. Standard ribbon core diameter is 1" / 25.4mm. This avoids the expense of stocking two different ribbon sizes for the same labels that may be used on both small and larger thermal printers. We recommend that thermal ribbon TTDTHOUT is used with material 950.

The sensitive adjustable sensor ensures little label waste is generated when auto sensing material. Usually one or two labels or markers are sufficient. This saves time and money.

Material loading, and ribbon and platen roller change is one of the easiest available. The printer is specifically designed to enable operators with little technical expertise to successfully work with the printer.

The spring-loaded 203dpi print head gives excellent clarity and consistency of print for texts and graphics, and will support both linear and 2D barcodes.

Speeds up to 5" / 127mm per second can be achieved with simple texts on adhesive labels, but recommended speeds are 50mm per second for best performance with barcodes on adhesive labels and all text and barcodes with ShrinkTrak.

Maximum print size is 998mm height and 104mm width.

PC connectivity is achieved via a USB, parallel, or serial cable. A 2mt USB cable is supplied as standard.

As an optional extra, a Caddy is available and highly recommended as it will hold all HellermannTyton thermal labels as well as ShrinkTrak. The Caddy simply slots under the back edge of the TT420 printer and provides a very stable platform for the consumables.

Optional accessories include a replacement 203dpi printhead and platen roller.



Small in size yet a hard worker.

### Technical Table

Article-No.	Type
556-00420	TT420
556-00421	TT420 Caddy

### Spare Parts

Article-No.	Type
556-00422	TT420 Printhead 203dpi
556-00423	TT420 Platen roller

### Application

The TT420 is ideal for use where low to medium print volumes are needed. Due to its excellent value it is also suitable as a short-term replacement or back up printer to our range of high volume industrial thermal printers that use either adhesive labels or ShrinkTrak.

As it is small and light, it can also be moved from workstation to workstation with no difficulty.



Caddy.

**Software HellermannTyton  
Tagprint PRO**

**Features and Benefits**

TagPrint PRO label creation and printing software is powerful, multi-functional and extremely easy to use. Used to provide solutions for industrial identification, TagPrint PRO speeds production and offers many options for a wide variety of labelling requirements.

“What You See Is What You Get” (WYSIWYG) label creation, bar coding, serialization, label sets, wire lists, graphics and text choices are just some capabilities of TagPrint PRO software.

TagPrint PRO’s functionality and simplicity of use makes it a market leading label creation software package and the ideal program for your printing needs.

TagPrint PRO can be utilized with HellermannTyton's wide array of label options including laser, ink jet, dot matrix and thermal transfer printable labels.



*TagPrint PRO Label Creation Software.*

**New Features for Version 2.0**

- Alphanumeric sequences
- Print to multiple printers at one time
- “Print later” feature allows user to save jobs in queue and print all at one time
- Print faster
- Connect or import directly from other databases including Excel, Access, text files
- More bar code types
- Inverse, flip, and mirror image options for graphic images
- Multi-lingual
- Print log available
- Manually adjust font size to 1/10 of a point
- Customize height and width of characters
- Customize line spacing
- Compatible with all TagPrint PRO version 1.0 files
- And much more!

**System Requirements**

- IBM compatible (Pentium is recommended)
- Operating system must be Windows 98se, ME, NT4.0, 2000 or XP
- 24 MB of RAM
- 16 MB of available hard-disk space

**Technical Table**

Article-No.	Type	Media	Pack Cont.
556-00049	TAGPRINTPRO Version 2.0 - Full	CD-ROM	1





## Label Design Features

- “What You See Is What You Get” (WYSIWYG) label design. It will print just like it looks on screen
- Manually adjusts down to 1/10th of a point
- Save label designs as \*.jpeg and \*.xml files
- Zoom up to 10,000%
- Print serial numbers on labels with the incremental text type. TagPrint Pro will automatically remember the last incremental number printed the next time the label is used.
- Lock-out label designs for print only mode
- Selected “Do Not Print” option for specific objects on the label design
- Nearly any user-defined label stock size can be created.



## Graphic Features

- Import graphics from all of the major graphic formats. Formats supported: .bmp, .wmf, .jpg, .pcx, .png and .tif
- Rotate graphic images 360° (90° at a time)
- Manipulate graphics by forcing them to fit or automatically centering them in a specified area.
- Easily link graphics to the table for adding different graphics to different labels.
- Software includes over 150 clip art images (or use your own).
- Flip, rotate, inverse or mirror image graphics customization



## Bar Code Features

- Print with the most popular bar code symbologies. Included formats: Datamatrix ECC 200, Code 39, Code 39 Extended, Code 128, EAN/UCC 128, EAN 13, Interleaved 2/5, PDF417, and UPC-A
- Preview the bar codes on-screen before printing to ensure they will fit in the space provided. The software will indicate (with a scissors icon) if space is too limited
- Control bar code specifications such as: module, ratio, compensation and height (where applicable).
- Automatically position human readable text above or below the bar code.



## Table Features

- Use the table for labels that vary from one to the next. Enter data in the table rather than one at a time.
- Re-use the same table with different label designs to save time in data entry
- Cut and paste between cells
- Insert and delete columns and rows
- Save time by using the sequence feature for repetitive or patterned data entry
- Designate one column for the number of times each label will be printed
- Lock-out table designs for read-only mode
- Save table data as a \*.pdf file
- Open \*.xls files in program
- Connect a table to a label design and open together
- Export table data to \*.txt, \*.xls, \*.csv files
- Import data using ASCII or ODBC utility



## Printing Features

- Print to nearly any printer with valid 32-bit Windows driver
- Preview labels before print
- Print an optional “test” page to line up printer and labels
- Choose to print an entire page, a certain range of labels or only selected labels to reduce waste
- The option to “skip” a certain number of labels on a page will reduce wasted labels by allowing for re-use of pages
- Print to file for printing later without the software
- Print later or to multiple printers at one time
- Reverse order print from table
- Print log records - date, time, label type and quantity
- Use Label Saver to maximize label printing efficiency



## HellermannTyton

HellermannTyton  
Sharston Green Business Park  
1 Robeson Way  
Altrincham Road, Wythenshawe  
Manchester M22 4TY  
Tel: +44 161 945 4181  
Fax: +44 161 945 3708