



FlexTack-Series

Innovative Fixing Solution for round and angled surfaces

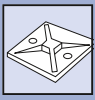




**FlexTack mounts – for angled and round applications.**



FlexTack self-adhesive mounts are ideally suited for convex, concave and even angled surfaces. The modified acrylate adhesive has been specifically developed to stick on low energy surfaces – a multifunctional product for a variety of applications.



### Cable Tie Mounts with Special Adhesive

#### FlexTack-Series FMB for round and angled surfaces

FlexTack cable tie mounts offering an innovative fixing solution especially for round and angled low energy surfaces like PP, PE or if drilling a hole is not possible. Suitable for a wide range of applications on varnished or plastic or metal surfaces in many areas e. g. electrical cabinet, railway, aerospace, automotive and agriculture machinery.

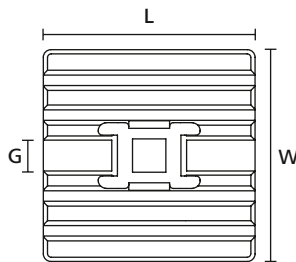
#### Features and Benefits

- Flexible Mount for round and angled surfaces
- FMB mounts with homogeneous system of acrylic adhesive
- Allows greater design freedom and offers uniform stress distribution along with weight reduction
- Adhesive with high cohesive strength combined with good weathering resistance
- Innovative fixing solution for low energy surfaces like PP, PE or painted / varnished surfaces
- Protection foil with finger lift for easy peel off
- Temperature resistance up to +105 °C
- 4-way entry for cable tie for quicker and more flexible installation
- FMB4APT-I is also suitable for high energy surfaces like metal or glass



Flexible cable tie mounts - FlexTack-Series.

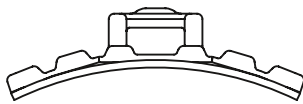
<b>MATERIAL</b>	Polyamide 6.6, heat stabilised (PA66HS)
<b>Operating Temperature</b>	-40 °C to +105 °C
<b>Flammability</b>	UL94 V2 (excluding adhesive)



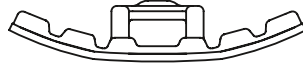
Flexible Adhesive Mount FMB4APT-I (plan view)



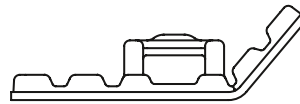
Flexible Adhesive Mount FMB4APT-I (side view)



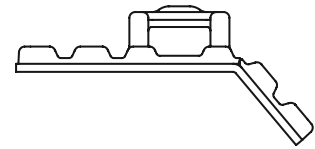
Flexible Adhesive Mount FMB4APT-I (convex, side view)



Flexible Adhesive Mount FMB4APT-I (concave, side view)



Flexible Adhesive Mount FMB4APT-I (up angled, side view)

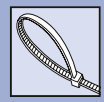


Flexible Adhesive Mount FMB4APT-I (down angled, side view)

TYPE	Width (W)	Length (L)	Height (H)	Strap Width max. (G)	Material	Colour	Adhesive	Pack Cont.	Article-No.
FMB4APT-I	28.0	28.0	6.3	5.4	PA66HS	Black (BK)	mod. Acrylate	100 pcs.	151-01527
	28.0	28.0	6.3	5.4	PA66HS	White (WH)	mod. Acrylate	100 pcs.	151-01528

All dimensions in mm. Subject to technical changes.

Minimum Order Quantity (MOQ) may differ from package content. Other packaging options may also be available.



### Cable Ties with streamlined design

#### X-Series

The X-series range of cable ties provides a new and improved design compared with standard cable ties, delivering a range of benefits and enhanced performance. With a new streamlined design and smaller head, the X-Series cable ties provide a superior fixing solution for tight applications, whilst also benefiting from a better grip around the bundle. This professional cable tie range is available in weather resistant and high impact / heat stabilised materials, ensuring these fixings consistently perform well at both high temperatures and in cold environments.

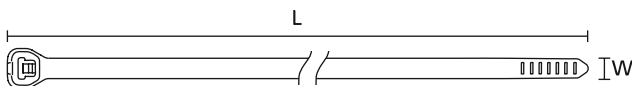
#### Features and Benefits

- Inside serrated cable tie
- High tensile strength around cable bundles
- Smooth, rounded head design
- Space saving solution
- Improved ergonomic design
- Provides a secure fastening with no lateral movement

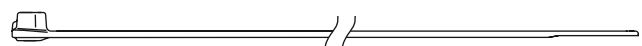


X-series provides a superior fixing solution for tight applications.

<b>MATERIAL</b>	Polyamide 6.6, high impact modified, heat stabilised (PA66HIRHS)
<b>Operating Temperature</b>	-40 °C to +105 °C
<b>Flammability</b>	UL94 HB



X-series



X-series

TYPE	Width (W)	Length (L)	Bundle Ø max.	N	Material	Colour	Pack Cont.	Tools	Article-No.
<b>X80R</b>	4.7	200.0	50.0	355	PA66HIRHS	Black (BK)	100 pcs.	2-12	108-00004
<b>X80I</b>	4.7	300.0	84.0	355	PA66HIRHS	Black (BK)	100 pcs.	2-12	108-00018
<b>X80L</b>	4.7	385.0	110.0	355	PA66HIRHS	Black (BK)	100 pcs.	2-12	108-00028

All dimensions in mm. Subject to technical changes.  
Minimum Order Quantity (MOQ) may differ from package content. Other packaging options may also be available.

### Manual Tensioning Tool with Plastic Housing

#### EVO7 up to 4.8 mm strap width

HellermannTyton's EVO7 mechanical hand tool was ergonomically designed to reduce the risks of repetitive stress injuries to operators while concurrently increasing productivity. The EVO7 Tension/Lock/Cut Technology delivers performance, safety and comfort for the operators. Available in a standard grip span (EVO7) or short grip span (EVO7SP), for smaller hands. Additional accessories are available

#### Features and Benefits

- Ergonomic, slip-proof handle for a comfortable and secure grip
- Extremely low maintenance
- Fast and precise application with minimum effort (TLC mechanism)
- Convenient and simple tension adjustment
- Extended, slim nose for use in narrow spaces
- Housing made of resilient and lightweight glass fibre-reinforced polyester
- Standard grip span (90 mm) and short grip span (80 mm) available



The EVO7: Maximum performance with minimum effort.



TYPE	Description	Strap Width max.	Strap Thickness max.	Weight	Article-No.
<b>EVO7</b>	EVO7	4.8	1.5	0.28 kg	110-70129
<b>EVO7SP</b>	EVO7SP	4.8	1.5	0.28 kg	110-70130
<b>BLADEKIT</b>	Blade-Kit	-	-	-	110-70106

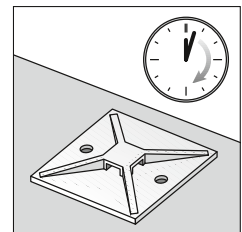
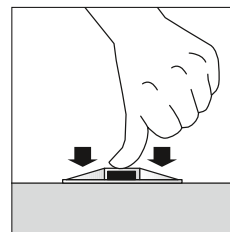
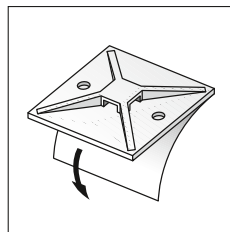

All dimensions in mm. Subject to technical changes.

## Information and installation instructions for self-adhesive mounting bases

HellermannTyton uses different types of adhesives for self-adhesive bases: acrylate and synthetic rubber. These differ in the operating temperature range and the 'pull off' force of the adhesive. Synthetic rubber has an excellent initial grip, allowing for almost immediate use. Acrylate adhesive has less initial grip, so there is a need to wait for a few hours before use, but has a higher 'pull off' force than synthetic rubber. This enables a permanent fixing lasting months or even years. To use these adhesives the surface must be dry, and free of dust, oil, oxides, parting agents and other impurities. For this the use of isopropanol / water (50/50) is recommended. After cleaning allow the surface to dry completely. Peel off the protective backing on the self-adhesive base, ensuring the adhesive is not touched. Apply the part to the surface and press down firmly for several seconds.

ADHESIVE		Adhesive Operating Temperature
Acrylate with base of acrylic foam	mod. Acrylate	-30 °C to +120 °C

### Instructions for use



1. The surface must be dry, free from dust, oil, oxides, parting agents and other impurities. The surface to be glued should be cleaned using a clean cloth and isopropanol / water (50/50). When using other appropriate cleaning agents, ensure that they do not attack the surface nor leave any residues. After cleaning allow the surface to air-dry completely.

2. Peel off protective backing and ensure the adhesive area is not touched.

3. Press down firmly on the base with the thumbs for several seconds.

4. Depending on the type of adhesive, wait for several minutes (synthetic rubber) or hours (acrylate) so that the adhesive can bond completely with the surface.

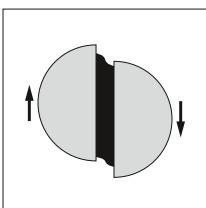
### Advantages of our self-adhesive mounts with mod. Acrylate (SolidTack / FlexTack)

- Acrylic Foam Tape is made from a homogeneous system of high performance acrylic adhesive
- Very good initial bond
- High temperature resistance
- Adhesive offers design freedom, no need for bolts or screws
- Reduces the risk of corrosion, no need for boreholes

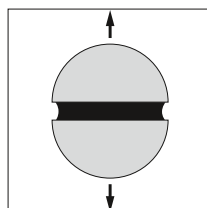
**i** We will be happy to send you on request an up-to-date technical datasheet for whichever adhesive you are using.

- Weight reduction compared to mechanical mounting
- Possibility to optimize production processes and to reduce production cost (bonding vs. screwing)
- Can compensate unevenness up to a certain degree
- Specially developed for low energy surfaces

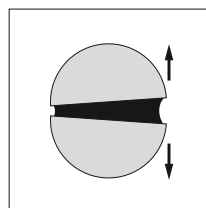
### Load types on adhesive bonds



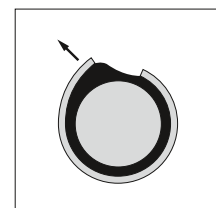
**Shear resistance.**  
Shear force pulls the adhesive surfaces in opposite directions along a parallel line.



**Tensile strength.**  
Tension force pulls surfaces apart perpendicular to the adhesive bond.



**Cleavage resistance.**  
Cleavage can occur where forces acting on bonded surfaces are not evenly spread but concentrated along a single line.



**Peel adhesion.**  
Peeling force acts on a small amount of adhesive at the edge of the tape and weakens the adhesive bond. At least one adherend is flexible.

