



	Page
Copper Repair Closures	24
Copper Jointing Closures	25-27
Battery Boxes	28
Notes	29

Snapseal™

The Snapseal™ is an environmentally sealed splice closure suitable for in-line and cap-ended jointing of copper telecommunication cables of up to 10 pair and CATV type co-axial cables. Co-axial cable connectors to a maximum size of RG6 (for which mounting lugs are provided) can also be accommodated within the compact design. It is ideally suited for installation in confined spaces, hazardous areas and repair situations. It consists of two shells manufactured from a tough engineering polymer, which are filled with a cured encapsulation gel (not grease). Any cable crimps or connections can be made and placed in one shell. The cables may then be securely anchored with cable ties at each end of the shell prior to being sealed. The second shell is then simply placed over the first and pressure applied until the joint snaps shut.

- Quick to fit and ideal for repairs
- Clean to use with no messy grease
- Suitable for installation in hazardous areas as no heat source is required
- Can be used for in-line and cap-ended applications
- Cable anchoring system using cable ties for easier, more secure installations
- Mounting holes for surface mounted applications
- Accommodates cables up to 10 pairs
- Accepts co-axial connectors up to RG6
- Tested to seal at 6 metres head of water
- Supplied with installation instructions and cable ties

Typical Applications

- Repair of copper telecommunication and CATV customer drop cables



Snapseal™ upper and lower shells



Closed Snapseal™

Snapseal™								
UNS No.	Reference	No. of Copper Pairs Max	Co-Axial Connector Size Max	Length (mm)	Width (mm)	Depth (mm)	Pack Size	Method of Sealing
857-10038	SNAPSEAL2553	10	RG6	180	32	32	1	Cured Gel

MRBU, RBU and LRBU Residential & Business Units

The MRBU, RBU and LRBU are a range of cap ended ready access closures used in the installation of copper telephony cables in both underground and aerial installations.

The 50 pair closure is available in two base configurations with a number of round ports and a central oval port for loop through applications whilst the 100 and 200 pair have a single base style only. The covers are environmentally sealed to the bases using a rolling "O" ring whilst the cables are sealed using either heatshrink sleeving or Cablelok™ non-heatshrink seals (see page 32) depending on the base configuration selected.

- Cablelok™ non-heatshrink cable sealing
- Multi-port base configurations
- Three sizes of closure for 50, 100 and 200 pair cables
- Suitable for both aerial and underground installations
- Approved to the UK Highways Agency environmental requirements
- All kits are supplied with cable surface preparation materials

Typical application

- The environmental housing of copper cable splices in underground or aerial installations

Accessories

- Pole or wall mounting bracket for all closures ACC1037 (see page 26)
- Port opening tools TPC1939, TPC1940, TPC1941, TPC 1942 and TPC3337 (see page 35)
- Cover release tool TCR1726 (see page 35)

Notes:

- MRBU1876 is supplied with 2 off B1 Cablelok™ seals
- MRBU1877 is supplied with 2 off R1, 1 off R2 and 1 off R3 Cablelok™ seals
- MRBU1878 is supplied with 1 off heat shrink sleeve for the oval port and 1 off heat shrink sleeve for the round ports
- Additional Cablelok™ seals and heatshrink sleeves can be purchased separately (see page 32 for details)

MRBU, RBU, LRBU Dimensions (mm)		
Closure Type	Length (mm)	Diameter (mm)
MRBU	310	110
RBU	269	130
LRBU	435	130

MRBU 50 Pair Port & Cable Details			
Port	No. of Ports	Cable Range (mm)	
		Cablelok™	Heatshrink
LM	1	2 x 9.5 - 22.0	2 x 8.0 - 22.0*
B	2 or 3	4.8 - 16.5	6.0 - 19.0
R	10 or 0	1.7 - 9.5	Not applicable

* Heatshrink on 4 port base only

MRBU 50 Pair Kits			
UNS No.	Reference	No. of Ports	Method of Sealing
857-10014	MRBU1876	4	Cablelok™
857-10015	MRBU1877	13	Cablelok™
857-10016	MRBU1878	4	Heatshrink



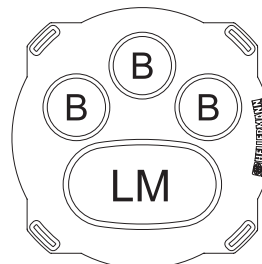
MRBU (50 pair)



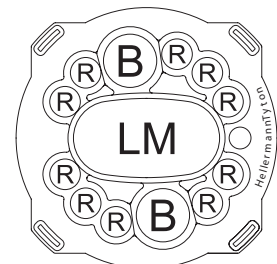
RBU (100 pair)



LRBU (200 pair)



MRBU 4 port base
(Heatshrink & Cablelok™)



MRBU 13 port base
(Cablelok™ only)

L/RBU Port & Cable Details

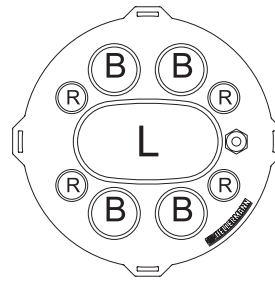
Port	No. of Ports	Cable Range (mm)	
		Cablelok™	Heatshrink
L	1	2 x 12.5 - 21.5	2 x 12.0 - 24.0
B	4	4.8 - 16.5	6.0 - 19.0
R	4	1.7 - 9.5	4.0 - 11.0

RBU 100 Pair Kits

UNS No.	Reference	No. of Ports	Method of Sealing
857-10025	RBU1887	9	Cablelok™
857-10027	RBU1889	9	Heatshrink
857-10028	RBU1890	9	Heatshrink

LRBU 200 Pair Kits

UNS No.	Reference	No. of Ports	Method of Sealing
857-10009	LRBU2222	9	Cablelok™
857-10010	LRBU2223	9	Heatshrink
857-10011	LRBU2224	9	Heatshrink



L/RBU 9 port base



ACC1037 L/MRBU mounting bracket

Notes:

- RBU1887 and LRBU2222 are both supplied with 2 off B2 and 2 off R2 Cablelok™ seals
- RBU1889 and LRBU2223 are both supplied with a heatshrink sleeve pre-applied to the oval port and an additional sleeve 2 sleeves for the round ports
- RBU1890 and LRBU2224 are both supplied with 1 off heatshrink sleeve for the oval port and an additional 2 sleeves for the round ports

AUB – Amplifier Underground Box

The AUB is a pan type ready access environmentally sealed closure designed for the housing of compact amplifiers for CATV networks. Circular in shape, it has a row of 4 sealed cable entries, which allows ease of connection of the incoming and outgoing coaxial cables to the amplifier. The moulded cover is environmentally sealed to the base by using an "O" ring and stainless steel clamp assembly whilst sealing of the cables is achieved with either Cablelok™ non-heat shrink seals (see page 32 for further details) or heatshrink sleeves.

- BT Approved
- Ready access design
- 4 cable outlets for B series Cablelok™ or heatshrink sleeves
- Supplied with 2 x B2 Cablelok™ seals
- Suitable for underground or aerial installations
- Supplied with stainless steel fixing bracket for bearer mounting
- Suitable for compact Magnavox and Teleste amplifiers

Typical application

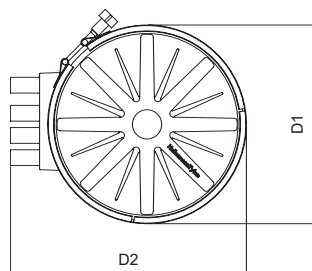
- For the underground housing of an amplifier in cable television networks (CATV)

AUB Kit

UNS No.	Reference
857-10001	AUB2563PC

AUB Dimensions (mm)

D1	D2	Height
330	400	146



AUB2563PC



AUB & RBU in typical application

CDJ – Copper Distribution Joint

The CDJ closure is an oval shaped cap-ended ready access closure used for the organisation and protection of copper telephony cables in aerial, underground and directly buried installations. It is ideally suited for CATV applications due to the high number of customer cable drop ports.

It is available with a single base configuration having 52 round ports for the drop cables and 6 round ports for the main cables. The closure cover is sealed to the base using a rubber "O" ring and base quick release clamp whilst the cables are sealed using either heatshrink sleeving (with the exception of the 'R' drop ports) or Cablelok™ non-heatshrink seals on all ports.

The CDJ can be supplied either fully loaded with six 10 pair Channell rocker terminal blocks or empty so that the user can determine the method of copper termination.

- Quick release base to cover clamp
- High number of cable drop ports
- Available with Channell terminal blocks
- Cablelok™ only kits contain 2 off each R1, R2, R3, B1 and S2 Cableloks™
- Cablelok™ and heatshrink kits contain 2 off each R1, R2, R3 plus 4 off heatshrink sleeves for the round ports
- The kits are also supplied with cable surface preparation materials
- Additional Cablelok™ seals and heatshrink sleeves can be purchased separately (see pages 32 and 33 for details)

Typical Applications

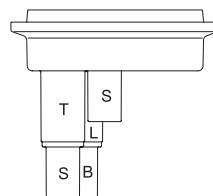
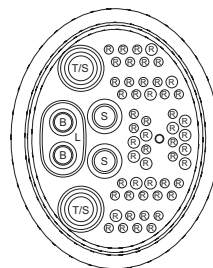
- CATV installations
- The environmental housing of copper cable splices in underground or aerial installations

Accessories

- Port opening tools TPC1941, TPC1942 TPC1943 and TPC3337 (see page 35)
- Wall mounting bracket FDNA3763 (UNS 857-40078) (see page 13 for photo)
- Stainless steel wall mounting strap kit ACC3334 (UNS 857-40042)
- FDN installation clamp FDNA3717 (see page 34)

CDJ Port and Cable Details			
Port	No. of Ports	Cable Range (mm)	
		Cablelok™	Heatshrink
L	1	2 x 13.0 - 22.0	2 x 12.0 - 24.0
T	2	15.5 - 29.0	12.0 - 35.0
S	4	5.0 - 20.0	6.0 - 26.0
B	2	4.8 - 16.5	6.0 - 19.0
R	52	1.7 - 9.5	-

CDJ Kits			
UNS No.	Reference	Terminal Blocks	Method of Sealing
857-10003	CDJ3701	6 x 10 pr Channell	Cablelok™
857-10004	CDJ3702	None	Cablelok™
857-10005	CDJ3703	6 x 10 pr Channell	Cablelok™ & Heatshrink
857-10006	CDJ3704	None	Cablelok™ & Heatshrink



CDJ with Channell terminal blocks

CDJ Dimensions (mm)	
Length	Width
455	312/222



CDJ base configuration